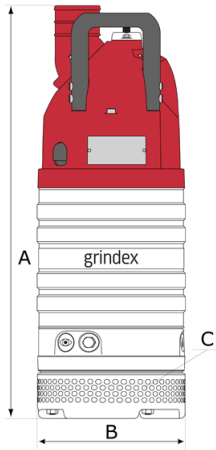


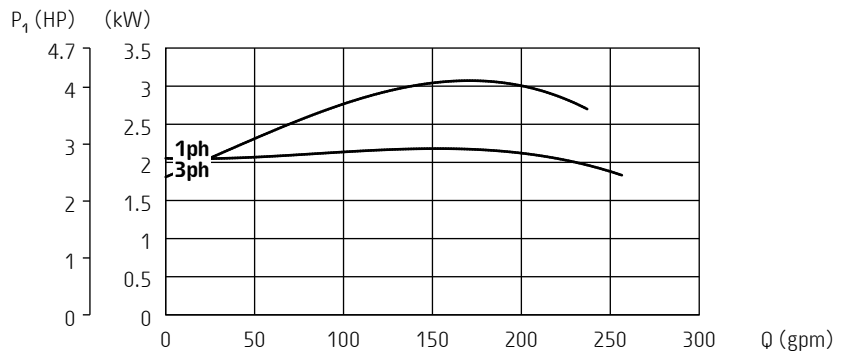
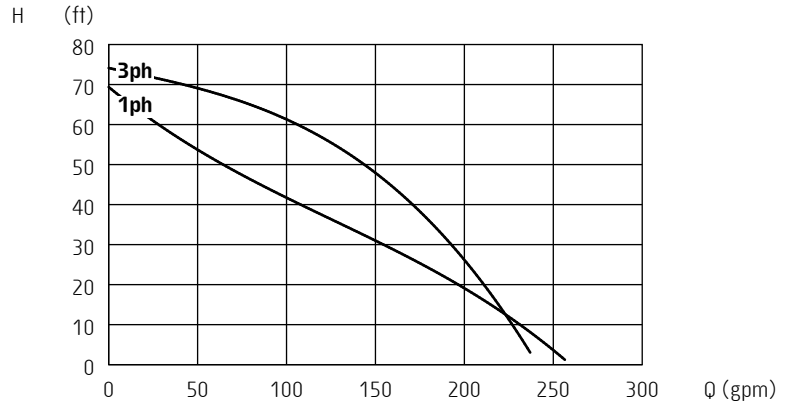
Minette

Electrical submersible drainage pump



60 Hz	1-ph	3-ph
Discharge connection	3"	3"
Rated power P_2 [kW/HP]	1.8 / 2.4	2.6 / 3.5
Max. power consumption P_1 [kW]	2.2	3.1
Shaft speed [r.p.m.]	3420	3410
Rated current at 230V	9.9 A	9.5 A
Rated current at 460V	-	4.7 A
Rated current at 575V	-	3.6 A
Solids passage	9 mm (0.35")	9 mm (0.35")
Dimensions A / B / C	667 / 240 / 9 mm	667 / 240 / 9 mm
Dimensions A / B / C	26¼ / 9½ / 0.35"	26¼ / 9½ / 0.35"
Weight	30 kg (67 lbs)	32 kg (71 lbs)

Other voltages on request



ISO 9906/A

Classification

Electrical submersible drainage pump
Protection class: IP 68

Electrical motor

1-phase: Squirrel cage induction motor with start and run capacitor
3-phase: Squirrel cage induction motor
Insulation class: F (IEC 85)

Motor protection

1-phase: Temperature guard with a thermal contact in stator opening temperature 125°C (257°F), air valve
3-phase: Phase sequence control, phase failure guard, temperature guard with thermal contacts in the stator opening temperature 125°C (257°F) (= SMART system), air valve

Cable - SubCab

1-phase: 3G1,5mm², 20 m (66 ft) / 14AWG/3, 53 ft
3-phase: 4G1,5mm², 20 m (66 ft) / 14AWG/4, 53 ft

Limitations

Max. submersion depth: 20 m (66 ft)
Max. liquid temperature: 40 °C (104 °F)
Allowed pH range: 5 - 8
Maximum liquid density: 1100 kg/m³ (68 lbs/ft³)

Shaft seals

Cartridge seal: pre-assembled double mechanical seal running in an oil compartment
Material lower seal: tungsten carbide - tungsten carbide
Material upper seal: tungsten carbide - tungsten carbide

Bearings

Ball bearings with C3 clearance

Discharge connection

3" hose, ISO-G or NPT

Materials

Casted parts: Aluminium
Outer casing: Stainless steel
Motor shaft: Stainless steel
Impeller: Hard-Iron™
Suction cover: Hard-Iron™
Diffusers: Nitrile rubber
Screws and nuts: Stainless steel
O-rings: Nitrile rubber

Accessories

Float switch (max 400 V)
Zinc anodes
Low suction collar
Pump raft